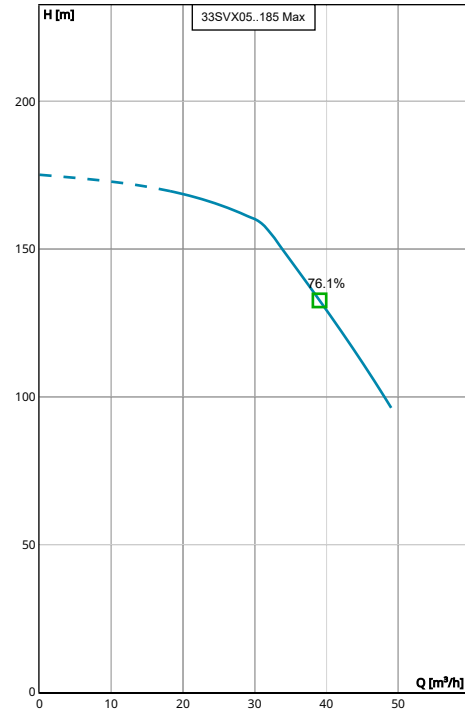


## 33SVX05N185PT04QBE | Configuration Summary



Take the efficiency and low lifetime costs of e-SV multistage pumps to new levels with hydrovar® X – first-class pump management that optimises connectivity, sustainability and performance. Hydrovar® X brings the best energy efficiency performances with its frequency converter coupled with the ultimate synchronous motor, manufactured by Xylem integrating decades of expertise and know-how in pumping solutions.



Performance according to ISO 9906:2012

### PUMP

Installation	Pump Size
Complete Pump	33SV
Hydrovar Name	
hydrovar X+	

### MATERIALS

Pump Body Material	Impeller Material
Stainless Steel	Stainless Steel (AISI 316L)

### SEAL

Type of Seal	Rotating Face
Mechanical Seals	Silicon Carbide
Name	Stationary Face
Q1BEGG	Resin Impregnated Carbon
	Elastomers
	EPDM
	Springs
	AISI 316
	Metal Components
	AISI 316
	Min Temperature
	-30.0 °C
	Max Temperature
	120.0 °C

### STANDARD OPTIONS

Special Configuration  
Please Select

### MOTOR

Poles	Power
2	18.5 kW
	Phase (~)
	3
	Voltage
	380-480 V

### FLANGE

Flange  
[N] = Round Flanges (AISI 316)

### VFD

Phase	Supply Voltage
3	380-480 V

**33SVX05N185PT04QBE** | Product Details



05104\_A\_DS

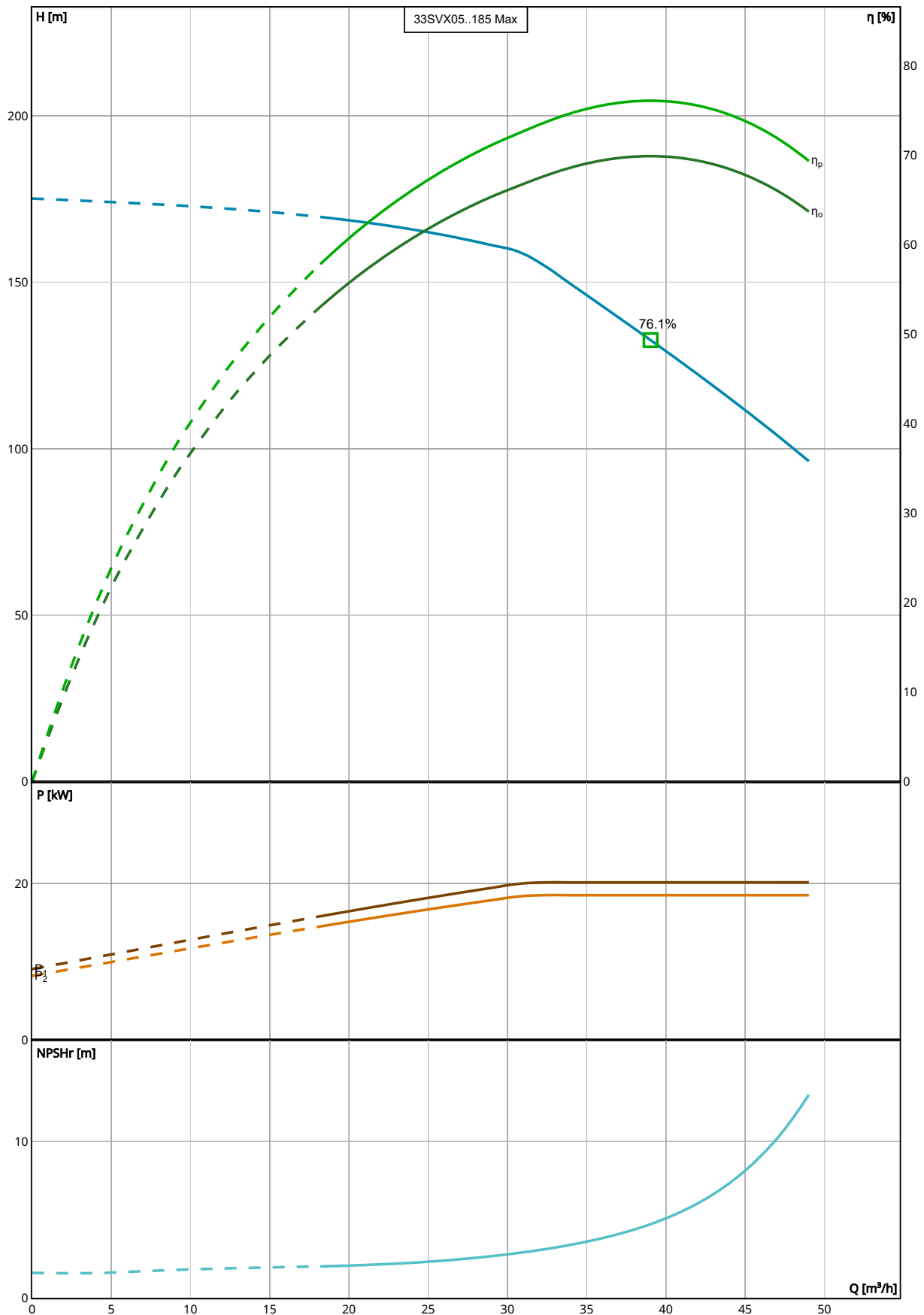
**Construction Materials**

<b>Pump body (1)</b> Stainless Steel / ASTM CF8M	<b>Outer sleeve (4)</b> Stainless steel / AISI 316L	<b>Coupling (8)</b> Cast Iron / ASTM Class 25	<b>Elastomers (11)</b> See Seal section
<b>Lower support (1A)</b> Stainless Steel / ASTM CF8M	<b>Shaft (5)</b> Duplex stainless steel	<b>Upper head (9)</b> Stainless Steel / ASTM CF8M	<b>Coupling protection (12)</b> Stainless steel / AISI 304
<b>Impeller (2)</b> Stainless steel / AISI 316L	<b>Adapter (6)</b> Cast Iron / ASTM Class 25	<b>Seal housing (9A)</b> Stainless Steel / ASTM CF8M	<b>Shaft sleeve and bushing (13)</b> Tungsten carbide
<b>Diffuser (3)</b> Stainless steel / AISI 316L	<b>Wear ring (7)</b> Technopolymer PPS	<b>Mechanical seal (10)</b> See Seal section	<b>Bushing for diffuser (14)</b> Carbon
<b>Fill / Drain plugs (15)</b> Stainless steel / AISI 316			
<b>Tie rods (16)</b> Stainless steel / AISI 431			

**Motor**

<b>Motor Name</b> EXM160B5SV/4.185D	<b>Rated power</b> 18.5 kW	<b>Enclosure</b> IP 55	<b>ICL</b> F
<b>Phase</b> 3	<b>IE Class</b> IE5	<b>Frame Size</b> 160	<b>Standard</b> IEC
<b>Voltage</b> 380-480 V	<b>Motor Vendor</b> Xylem		
<b>Speed</b> 3600.0 rpm			
<b>Rated Current</b> 33.4 A			

### 33SVX05N185PT04QBE | Hydraulic Data & Performance Curve



Performance according to ISO 9906:2012

**Selection**

Series	Standby Pumps
e-SV hydrovar X	No Standby Pump
<b>Name</b>	
33SVX05..185	
<b>Stages</b>	
5	
<b>Frequency</b>	
50 Hz	
<b>Acceptance Grade</b>	
Manufacturer's Standard	
<b>System Type</b>	
Single Pump	
<b>Operating Pumps</b>	
1	

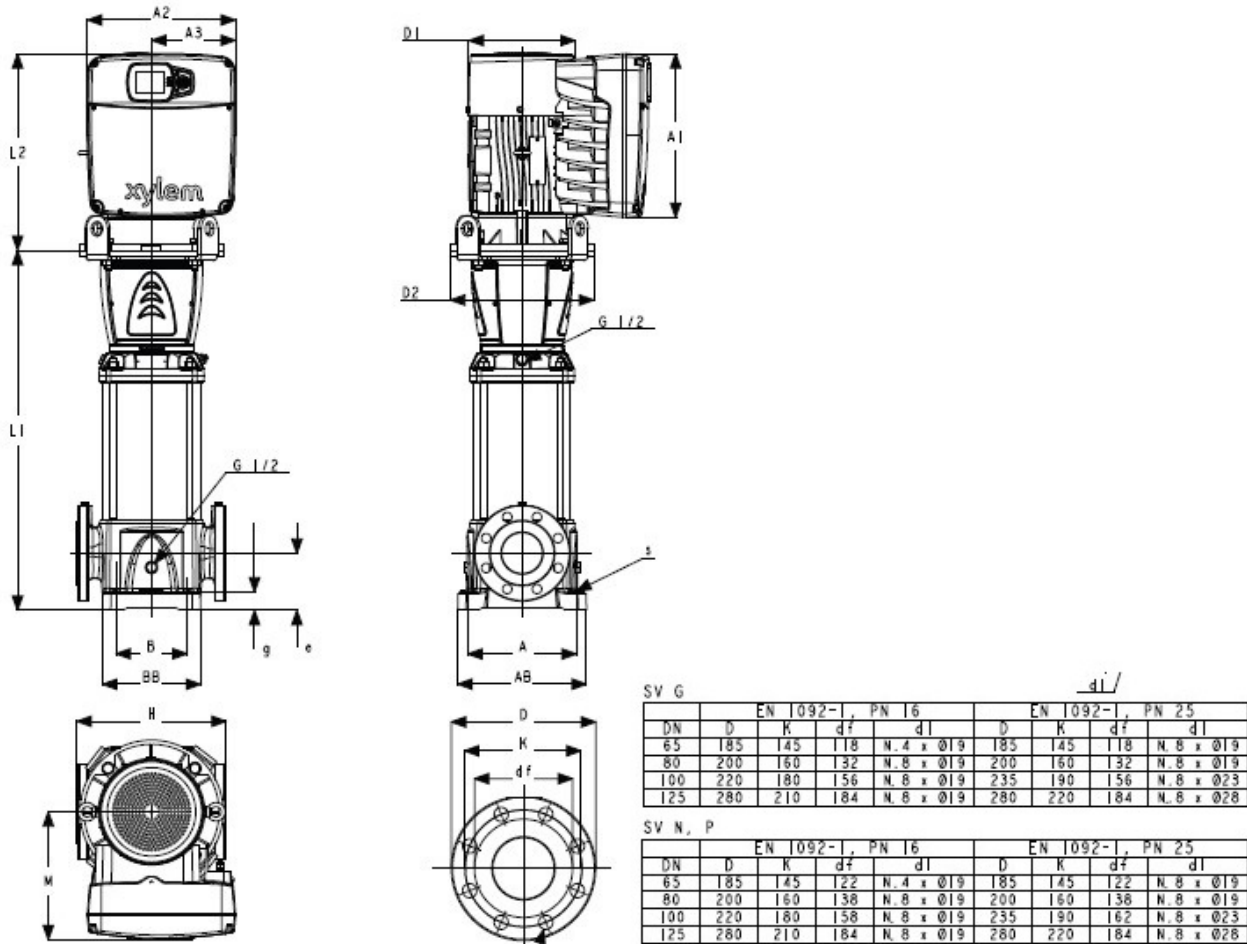
**Fluid and Operating Conditions**

<b>Fluid Type</b>	Density
Water	1,000 kg/m <sup>3</sup>
<b>Fluid Temperature</b>	Dynamic Viscosity
4 °C	0.002 Pa·s
<b>Specific Gravity</b>	Fluid Vapor Pressure
1	8.14 mbar
	Atmospheric Pressure
	1,013.53 mbar
	Elevation
	0 m
	Ambient Temperature
	20 °C
	NPSH Available
	10.27 m
	Submergence
	0 m

**Design Curve**

<b>Rated Speed</b>	BEP
3,600 RPM	76.09 %
<b>Min Flow</b>	BEP Flow
18.19 m <sup>3</sup> /h	39.03 m <sup>3</sup> /h
<b>Max Flow</b>	BEP Head
49.02 m <sup>3</sup> /h	132.63 m
<b>H@QMin</b>	Max Operating Pressure
169.63 m	17,151.97 mbar
<b>H@QMax</b>	Max P2
96.27 m	18.51 kW

**33SVX05N185PT04QBE** | Dimensional Data & Drawing



Drawing is preliminary and is subject to change.

**Dimensions**

<b>A</b> 240 mm	<b>D2</b> 350 mm	<b>L1</b> 844 mm	<b>Total Weight</b> 155 kg
<b>AB</b> 290 mm	<b>e</b> 105 mm	<b>DN</b> 65 mm	<b>L2</b> 480 mm
<b>B</b> 170 mm	<b>g</b> 30 mm	<b>S.</b> 4xØ15	<b>D1</b> 260 mm
<b>BB</b> 220 mm	<b>H</b> 320 mm	<b>Weight (Pump)</b> 77 kg	<b>A1</b> 400 mm
<b>A2</b> 362 mm			
<b>A3</b> 205 mm			
<b>M</b> 312 mm			