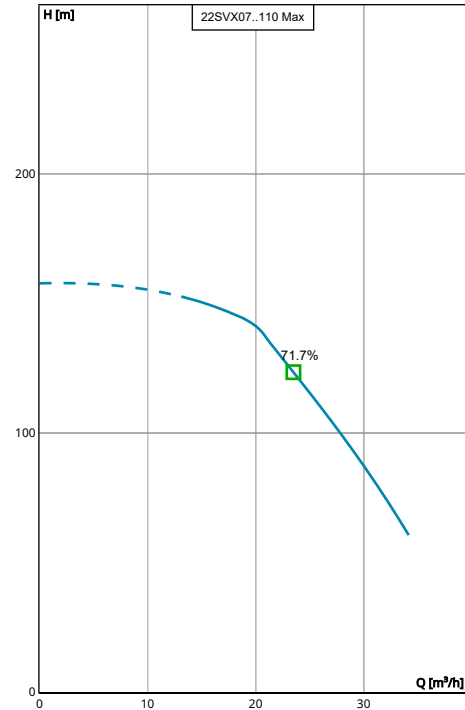


## 22SVX07F110PT04QBE | Configuration Summary



Take the efficiency and low lifetime costs of e-SV multistage pumps to new levels with hydrovar® X – first-class pump management that optimises connectivity, sustainability and performance. Hydrovar® X brings the best energy efficiency performances with its frequency converter coupled with the ultimate synchronous motor, manufactured by Xylem integrating decades of expertise and know-how in pumping solutions.



Performance according to ISO 9906:2012

### PUMP

Installation	Pump Size
Complete Pump	22SV
Hydrovar Name	
hydrovar X+	

### MATERIALS

Pump Body Material	Impeller Material
Stainless Steel (AISI 304)	Stainless Steel (AISI 304)

### SEAL

Type of Seal	Rotating Face
Mechanical Seals	Silicon Carbide
Name	Stationary Face
Q1BEGG	Resin Impregnated Carbon
	Elastomers
	EPDM
	Springs
	AISI 316
	Metal Components
	AISI 316
	Min Temperature
	-30.0 °C
	Max Temperature
	120.0 °C

### STANDARD OPTIONS

Special Configuration  
Please Select

### MOTOR

Poles	Power
2	11 kW
	Phase (~)
	3
	Voltage
	380-480 V

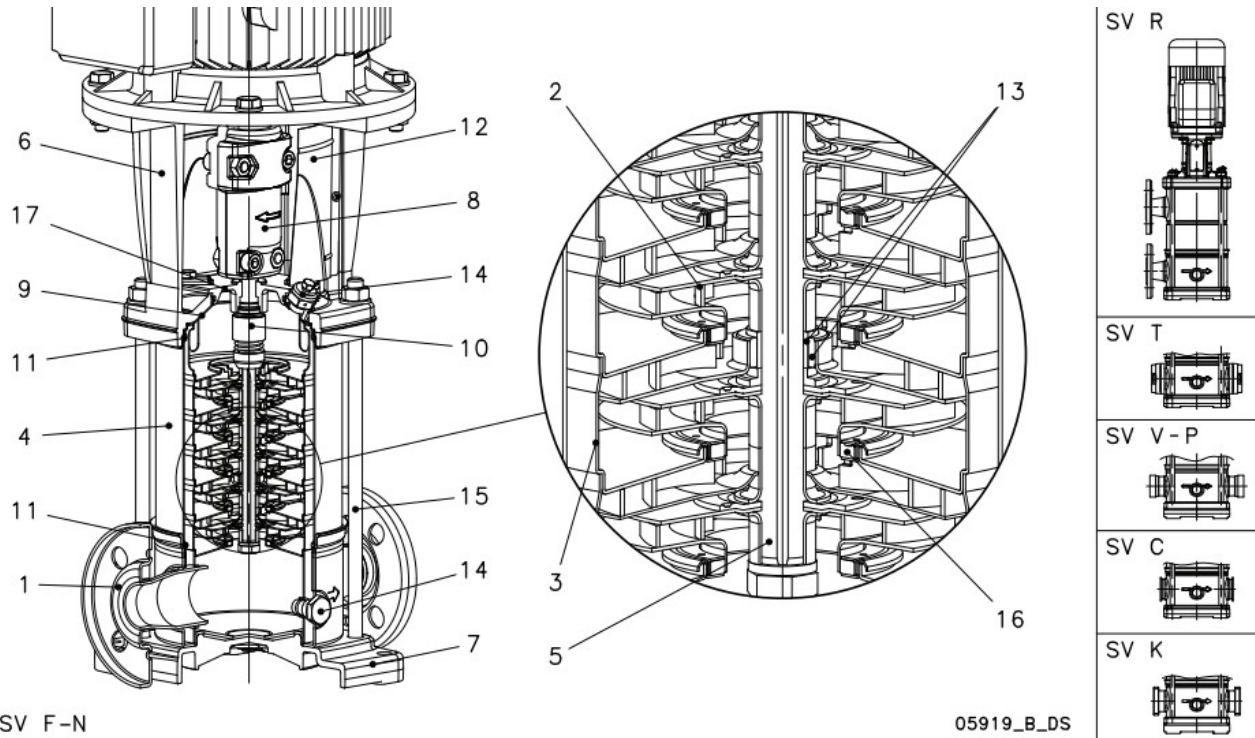
### FLANGE

Flange  
[F] = Round Flanges (AISI 304)

### VFD

Phase	Supply Voltage
3	380-480 V

**22SVX07F110PT04QBE** | Product Details



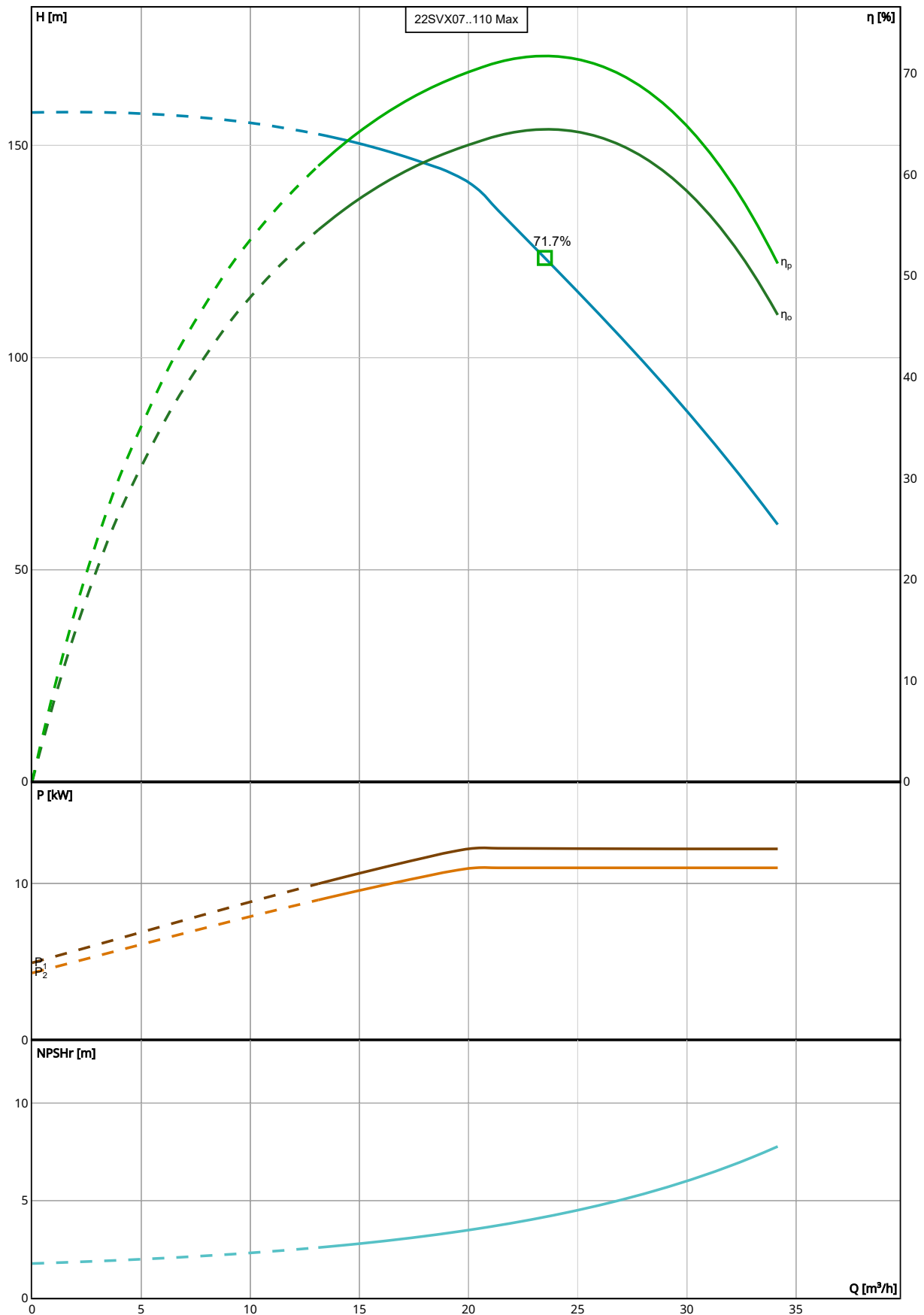
**Construction Materials**

<b>Pump body (1)</b> Stainless steel / AISI 304	<b>Shaft (5)</b> Stainless steel / AISI 304	<b>Seal plate (9)</b> Stainless steel / AISI 304	<b>Shaft sleeve and bushing (13)</b> Tungsten carbide
<b>Impeller (2)</b> Stainless steel / AISI 304	<b>Adapter (6)</b> Cast Iron / ASTM Class 35	<b>Mechanical seal (10)</b> See Seal section	<b>Fill / Drain plugs (14)</b> Stainless steel / AISI 304
<b>Diffuser (3)</b> Stainless steel / AISI 304	<b>Base (7)</b> Aluminium	<b>Elastomers (11)</b> See Seal section	<b>Tie rods (15)</b> Galvanized steel
<b>Outer sleeve (4)</b> Stainless steel / AISI 304	<b>Coupling (8)</b> Aluminium	<b>Coupling protection (12)</b> Stainless steel / AISI 304	<b>Wear ring (16)</b> Technopolymer PPS
<b>Seal gland (17)</b> Stainless steel / AISI 304			

**Motor**

<b>Motor Name</b> EXM160B5SV/4.110C	<b>Rated power</b> 11 kW	<b>Enclosure</b> IP 55	<b>ICL</b> F
<b>Phase</b> 3	<b>IE Class</b> IE5	<b>Frame Size</b> 160	<b>Standard</b> IEC
<b>Voltage</b> 380-480 V	<b>Motor Vendor</b> Xylem		
<b>Speed</b> 3600.0 rpm			
<b>Rated Current</b> 19.8 A			

## 22SVX07F110PT04QBE | Hydraulic Data & Performance Curve



Performance according to ISO 9906:2012

**Selection**

Series	Standby Pumps
e-SV hydrovar X	No Standby Pump
<b>Name</b>	
22SVX07..110	
<b>Stages</b>	
7	
<b>Frequency</b>	
50 Hz	
<b>Acceptance Grade</b>	
Manufacturer's Standard	
<b>System Type</b>	
Single Pump	
<b>Operating Pumps</b>	
1	

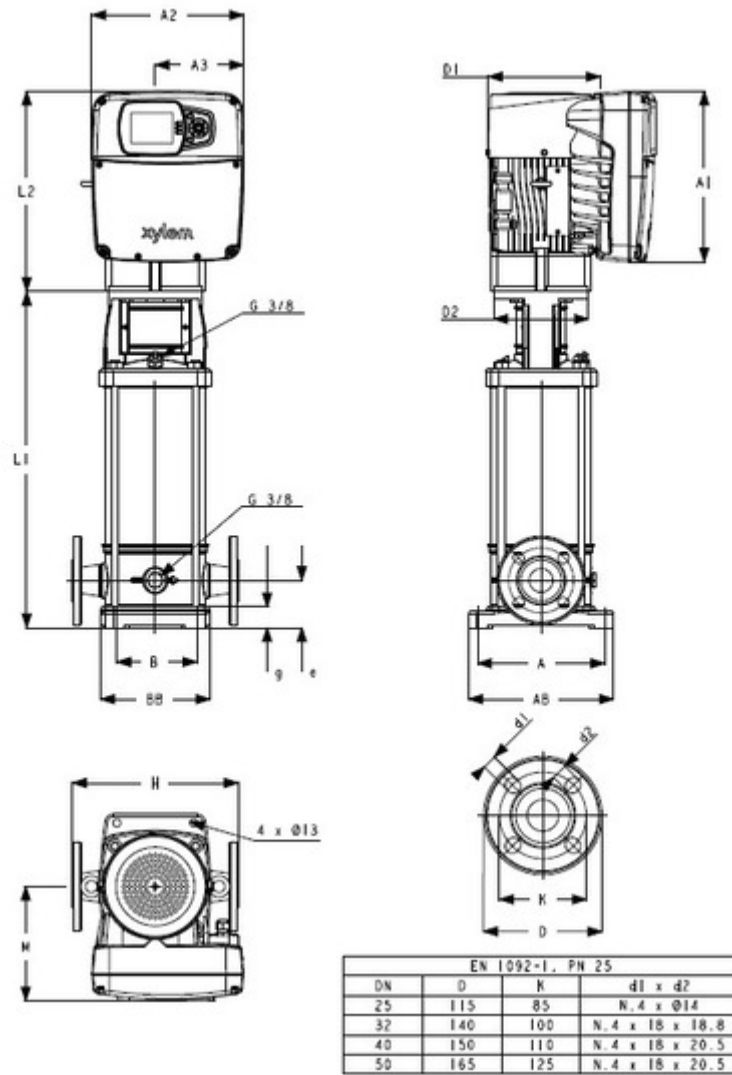
**Fluid and Operating Conditions**

<b>Fluid Type</b>	Density
Water	1,000 kg/m <sup>3</sup>
<b>Fluid Temperature</b>	Dynamic Viscosity
4 °C	0.002 Pa·s
<b>Specific Gravity</b>	Fluid Vapor Pressure
1	8.14 mbar
	Atmospheric Pressure
	1,013.53 mbar
	Elevation
	0 m
	Ambient Temperature
	20 °C
	NPSH Available
	10.27 m
	Submergence
	0 m

**Design Curve**

<b>Rated Speed</b>	BEP
3,600 RPM	71.71 %
<b>Min Flow</b>	BEP Flow
13.11 m <sup>3</sup> /h	23.49 m <sup>3</sup> /h
<b>Max Flow</b>	BEP Head
34.16 m <sup>3</sup> /h	123.48 m
<b>H@QMin</b>	Max Operating Pressure
152.66 m	15,457.48 mbar
<b>H@QMax</b>	Max P2
60.64 m	11.01 kW

**22SVX07F110PT04QBE** | Dimensional Data & Drawing



Drawing is preliminary and is subject to change.

**Dimensions**

<b>A</b> 215 mm	<b>D2</b> 350 mm	<b>L1</b> 756 mm	<b>L2</b> 404 mm
<b>AB</b> 245 mm	<b>e</b> 90 mm	<b>DN</b> 50 mm	<b>D1</b> 220 mm
<b>B</b> 130 mm	<b>g</b> 30 mm	<b>Weight (Pump)</b> 32.4 kg	<b>A1</b> 329 mm
<b>BB</b> 185 mm	<b>H</b> 300 mm	<b>Total Weight</b> 84.4 kg	<b>A2</b> 302 mm
<b>A3</b> 175 mm			
<b>M</b> 241 mm			