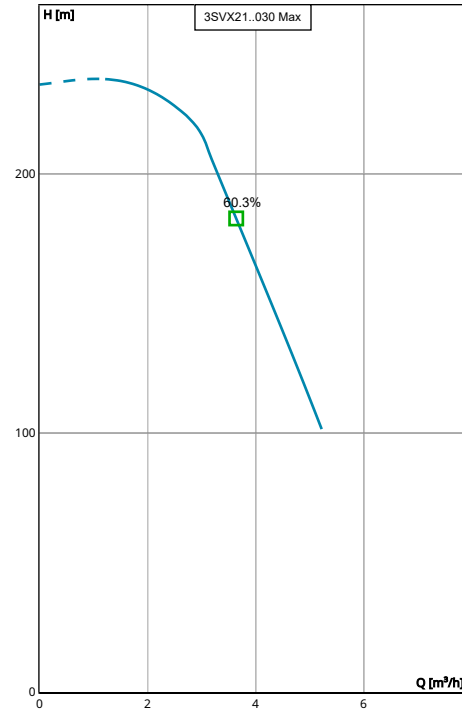


## 3SVX21F030PT04QBE | Configuration Summary



Take the efficiency and low lifetime costs of e-SV multistage pumps to new levels with hydrovar® X – first-class pump management that optimises connectivity, sustainability and performance. Hydrovar® X brings the best energy efficiency performances with its frequency converter coupled with the ultimate synchronous motor, manufactured by Xylem integrating decades of expertise and know-how in pumping solutions.



Performance according to ISO 9906:2012

### PUMP

<b>Installation</b> Complete Pump	<b>Pump Size</b> 3SV
<b>Hydrovar Name</b> hydrovar X+	

### MATERIALS

<b>Pump Body Material</b> Stainless Steel (AISI 304)	<b>Impeller Material</b> Stainless Steel (AISI 304)
---	--

### SEAL

<b>Type of Seal</b> Mechanical Seals	<b>Rotating Face</b> Silicon Carbide
<b>Name</b> Q1BEGG	<b>Stationary Face</b> Resin Impregnated Carbon
	<b>Elastomers</b> EPDM
	<b>Springs</b> AISI 316
	<b>Metal Components</b> AISI 316
	<b>Min Temperature</b> -30.0 °C
	<b>Max Temperature</b> 120.0 °C

### STANDARD OPTIONS

Special Configuration  
Please Select

### MOTOR

<b>Poles</b> 2	<b>Power</b> 3 kW
	<b>Phase (~)</b> 3
	<b>Voltage</b> 380-480 V

### FLANGE

Flange  
[F] = Round Flanges (AISI 304)

### VFD

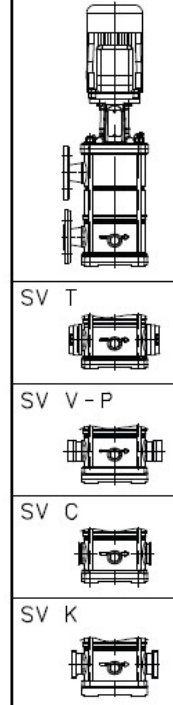
<b>Phase</b> 3	<b>Supply Voltage</b> 380-480 V
-------------------	------------------------------------

**3SVX21F030PT04QBE** | Product Details

SV F-N



SV R



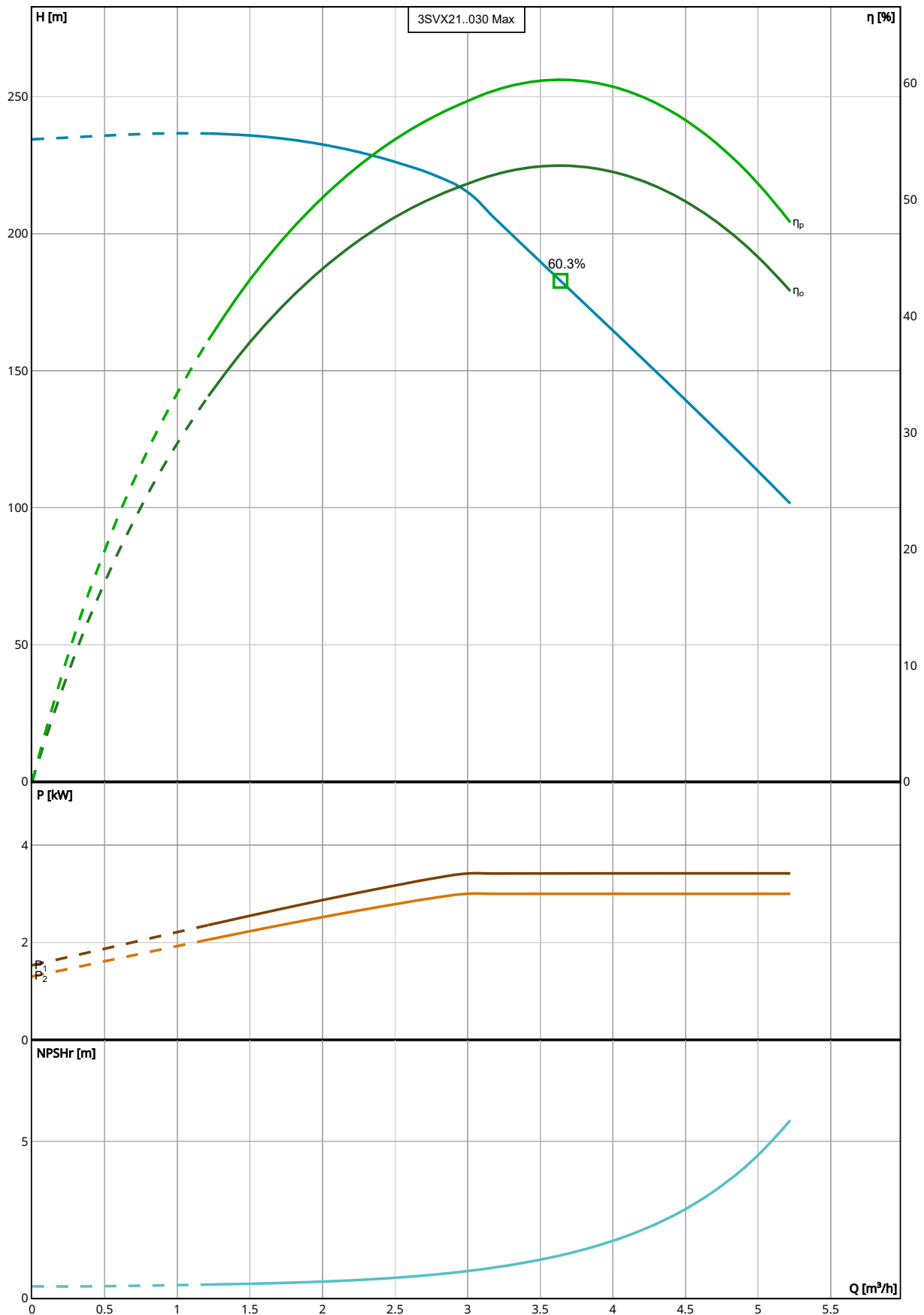
**Construction Materials**

<b>Pump body (1)</b> Stainless steel / AISI 304	<b>Shaft (5)</b> Stainless steel / AISI 304	<b>Seal housing (9)</b> Stainless steel / AISI 304	<b>Shaft sleeve and bushing (13)</b> Tungsten carbide
<b>Impeller (2)</b> Stainless steel / AISI 304	<b>Adapter (6)</b> Cast Iron / ASTM Class 35	<b>Mechanical seal (10)</b> See Seal section	<b>Fill / Drain plugs (14)</b> Stainless steel / AISI 304
<b>Diffuser (3)</b> Stainless steel / AISI 304	<b>Base (7)</b> Aluminium	<b>Elastomers (11)</b> See Seal section	<b>Tie rods (15)</b> Galvanized steel
<b>Outer sleeve (4)</b> Stainless steel / AISI 304	<b>Coupling (8)</b> Aluminium	<b>Coupling protection (12)</b> Stainless steel / AISI 304	<b>Wear ring (16)</b> Technopolymer PPS

**Motor**

<b>Motor Name</b> EXM100B14SV/4.030B	<b>Rated power</b> 3 kW	<b>Enclosure</b> IP 55	<b>ICL</b> F
<b>Phase</b> 3	<b>IE Class</b> IE5	<b>Frame Size</b> 100	<b>Standard</b> IEC
<b>Voltage</b> 380-480 V	<b>Motor Vendor</b> Xylem		
<b>Speed</b> 3600.0 rpm			
<b>Rated Current</b> 6.74 A			

### 3SVX21F030PT04QBE | Hydraulic Data & Performance Curve



Performance according to ISO 9906:2012

**Selection**

Series  
e-SV hydrovar X

Standby Pumps  
No Standby Pump

Name  
3SVX21..030

Stages  
21

Frequency  
50 Hz

Acceptance Grade  
Manufacturer's Standard

System Type  
Single Pump

Operating Pumps  
1

**Fluid and Operating Conditions**

Fluid Type  
Water

Density  
1,000 kg/m<sup>3</sup>

Fluid Temperature  
4 °C

Dynamic Viscosity  
0.002 Pa·s

Specific Gravity  
1

Fluid Vapor Pressure  
8.14 mbar

Atmospheric Pressure  
1,013.53 mbar

Elevation  
0 m

Ambient Temperature  
20 °C

NPSH Available  
10.27 m

Submergence  
0 m

**Design Curve**

Rated Speed  
3,600 RPM

BEP  
60.29 %

Min Flow  
1.21 m<sup>3</sup>/h

BEP Flow  
3.64 m<sup>3</sup>/h

Max Flow  
5.22 m<sup>3</sup>/h

BEP Head  
182.79 m

H@QMin  
236.54 m

Max Operating Pressure  
23,172.73 mbar

H@QMax  
101.53 m

Max P2  
3.01 kW

**3SVX21F030PT04QBE** | Dimensional Data & Drawing



Drawing is preliminary and is subject to change.

**Dimensions**

<b>A</b> 180 mm	<b>D2</b> 160 mm	<b>L1</b> 668 mm	<b>L2</b> 339 mm
<b>AB</b> 210 mm	<b>e</b> 75 mm	<b>DN</b> 25 mm	<b>D1</b> 179 mm
<b>B</b> 100 mm	<b>g</b> 25 mm	<b>Weight (Pump)</b> 16.8 kg	<b>A1</b> 289 mm
<b>BB</b> 150 mm	<b>H</b> 250 mm	<b>Total Weight</b> 41.28 kg	<b>A2</b> 256 mm
<b>A3</b> 149 mm			
<b>M</b> 194 mm			